



LOUISIANA STATE BOARD OF COSMETOLOGY

COSMETOLOGY PRACTICAL TESTING INFORMATION



CHEMICAL PLACEMENT

(50 MINUTES)

PERMANENT WAVE

Must be completed on FRONT LEFT PANEL

- MINIMUM OF 6 RODS
- WRAPPING PROCEDURE/RUBBER BANDS/ LONG WHITE RODS
- USE OF *DOUBLE END PAPERS IN RELATION TO STRAND OF HAIR.
- POSITION OF ROD ON SCALP IN RELATION TO SIZE OF STRAND AND SIZE OF ROD. ALL RODS ARE TO BE ROLLED HALF OFF BASE
- CORRECT SECTIONING ACCORDING TO ROD SIZE.
- SECTION MUST BE COMPLETED.

NOTE: HALF OFF BASE PLACEMENT REFERS TO WRAPPING THE HAIR AT A 90 DEGREE ANGLE OR STRAIGHT OUT FROM THE CENTER OF THE SECTION. HALF OFF-BASE PLACEMENT MINIMIZES STRESS AND TENSION ON THE HAIR.

FOIL HIGHLIGHT

- Must be completed on FRONT RIGHT PANEL
- PLACEMENT OF FOIL CLOSE TO SCALP (6 MINIMUM)
- STRANDS MUST BE WEAVED AND COMPLETELY SATURATED WITH PRODUCT.
- SECTION MUST BE COMPLETED.



COLOR RETOUCH

- 1/4 INCH SUB-SECTIONS
- AT THE BEGINNING OF THE SCALP, APPLY THE COLOR ON THE SCALP AND UP TO 1/2 INCH OF THE HAIR STRAND.
- PRODUCT MUST NOT EXCEED THE 1/2 INCH RE-GROWTH AREA.

NOTE: MANNEQUIN HEADS THAT HAVE BEEN PRE-SECTIONED INDICATING SECTION BY VARIOUS COLORS OR NOTCHES ARE NOT ALLOWED. ABSOLUTELY NO PRE-SECTIONED MANNEQUINS AND HAIR CANNOT BE FLAT IRONED.

RELAXER RETOUCH

Must be completed on the BACK LEFT PANEL

- ¼ INCH SUB-SECTIONS
- APPLY THE PRODUCT ¼ INCH TO ½ INCH FROM SCALP DOWN ½ INCH OF THE HAIR STRAND

VIRGIN BLEACH

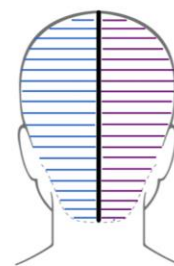
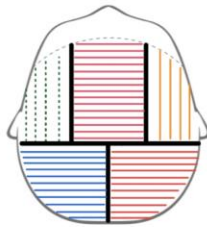
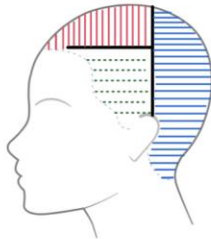
Must be completed on the BACK RIGHT PANEL

- ¼ INCH SUB-SECTIONS
- APPLY THE PRODUCT ½ INCH FROM SCALP

NOTE: IF THE HAIR IS 4 INCHES OR SHORTER, APPLY PRODUCT ALL THE WAY THROUGH THE ENDS. IF THE HAIR IS LONGER THAN 4 INCHES, APPLY THE PRODUCT UP TO THE POROUS ENDS, OR LEAVE ABOUT 1 INCH OF THE ENDS UNSATURATED.



CHEMICAL PLACEMENT



LOUISIANA STATE BOARD OF COSMETOLOGY
CHEMICAL PLACEMENT

- Perm Rods
- Foils
- Color Retouch
- Relaxer Retouch
- Virgin Bleach



CHEMICAL PLACEMENT





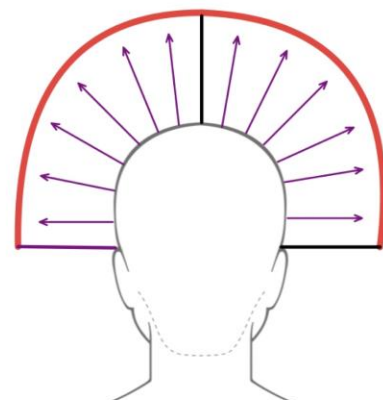
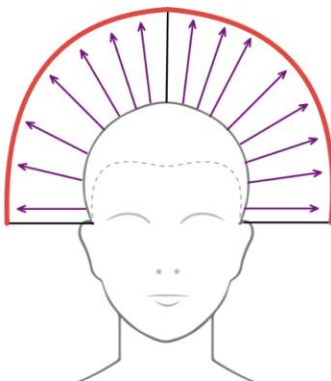
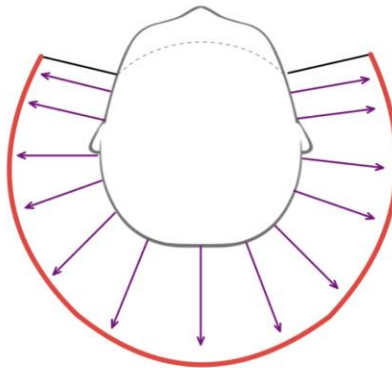
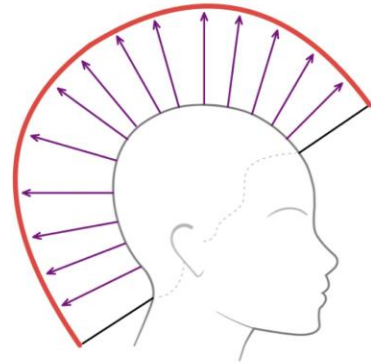
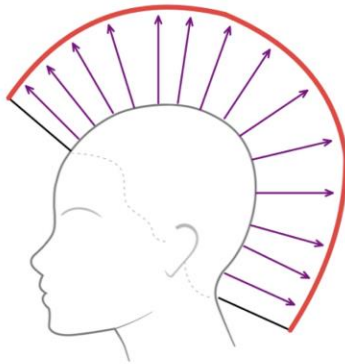
90 DEGREE HAIRCUT

(40 MINUTES)

- Mannequins should be NO LONGER than the length of the comb. (7 inches)
- Mark your comb so you can easily see the inches.
- You must cut at least ONE INCH off the hair.
- You cannot cut the mannequin shorter than 3 INCHES.
- Use your comb to indicate where the 90 degrees are as you cut.
- Hair must be the same length throughout the haircut.
- Your completed haircut cannot be longer than 7 INCHES
- HAIRCUT MUST BE COMPLETED IN 40 MINUTES.
- HAIR CANNOT BE PRE-SECTIONED PRIOR TO ARRIVING AT THE TESTING FACILITY.
- You can NOT cut a guide prior to arriving at the test facility.



90 DEGREE HAIRCUT



Louisiana State Board of Cosmetology
90 DEGREE HAIRCUT

→ Elevation
— Cutting Line



SET AND COMBOUT

(20 MINUTES)

- SET MUST INCLUDE ROLLERS AND AT LEAST FOUR PINCURLS; PINCURLS MUST BE CLIPPED.
- MUST NOT HAVE HAIR FALLING OFF ROLLERS; MANNEQUIN SHOULD NOT BE WET.
- STUDENTS ARE NOT TIMED FOR GRADING OF SET.
- STUDENTS ARE ALLOWED 20 MINS FOR COMB OUT.
- SET MUST INCLUDE ROLLERS AND PIN CURLS.
- PIN CURLS MUST BE CLIPPED.
- COMB OUT MUST HAVE FORM AND BALANCE; BACK COMBING MUST BE SMOOTH.



SET COMBOUT





WET WORKS

(30 MINUTES)

ROLLER PLACEMENT

ROLLER#1 ON BASE

ROLLER#2 HALF OFF BASE

ROLLER#3 COMPLETELY OFF BASE

ROLLER#4 IN A SHAPING

- Comb hair into a shaping
- Place roller at the beginning of the hair and roll into the shaping in an UPWARD DIRECTION.
- ONLY YELLOW ROLLERS-ROLLERS MUST BE NO LONGER THAN 2 1/2 INCHES IN LENGTH AND 1 INCH IN DIAMETER

BRUSH WAVES

1ST ROW- Clockwise pincurl/indentation

2ND ROW-Counterclockwise pincurl/volume

3rd ROW- Clockwise pincurl/indentation

- MUST BE 3 ROWS OF ALTERNATING PINCURLS

SKIP WAVES

THE SKIP WAVE MUST BE DIAGONAL AND INCLUDE 2 SHAPINGS AND 2 ROWS OF PIN CURLS

- THE SKIP WAVE IS A COMBINATION OF FINGERWAVES AND PIN CURL PATTERNS. THE PIN CURLS BEING PLACED IN AN ALTERNATE FINGERWAVE FORMATION IS A TECHNIQUE THAT CREATES WIDE, SMOOTH, AND FLOWING VERTICAL WAVES.



WETWORK





GENERAL INFORMATION

- You must have TWO forms of identification: State issued driver's license, LA Wallet, Social Security Card, or Passport

These forms of identification cannot be EXPIRED

- You must have your registration letter from LSBC
- You must be in dress code: All Black, All White, White Top/Black Bottoms, Any color shoe is permitted (closed toe-closed heel), no crop tops, halter tops, shorts, overalls, skirts unless below the knee with leggings, full coverage tops- no cleavage, attached sleeves, no underarms showing, no strapless or sleeveless tops
- You must arrive on time, 8:30am
- 9:00am is the cutoff time for entry, you will NOT be allowed to enter after 9:00am, no exceptions
- All phones and devices are not permitted inside of the testing facility; this includes digital watches, earbuds, earphones, and any other electronic devices. If you have any questions regarding this policy, please contact our testing department prior to your exam day.
- Talking amongst other testing participants is not permitted.
- You must arrive with all tools and items ready to test.



SUPPLY LIST

You may bring a minimum of 4 mannequin heads. **HAIR SHOULD BE NO LONGER THAN 7 INCHES LONG ON EACH MANNEQUIN**

Live models are not permitted for the cosmetology practical exam. It is the student's responsibility to appear at the practical examination with mannequin heads.

PHASE 1-SET AND COMB OUT-(20mins) Mannequin-set and dried, Comb out brush, Comb (bring extras) Lift

PHASE 2- WET WORK-10 mins for Fingerwaves-30 mins for remainder of head
Mannequin-wet, saturated with gel and in plastic bag, Wave comb (bring extras), Dry fast setting gel Rollers (4) YELLOW- 1 inch in diameter, Clips for pin curls Roller clips

PHASE 3- CHEMICAL EXAMINATION-50 mins Mannequin WHITE RODS ONLY, End papers, Comb (bring extras), Cholesterol, Foil ,Water spray bottle, brush and bowl

PHASE 4-HAIRCUT-40 mins Mannequin-medium to short hair*NO LONGER THAN 7 INCHES, 2 towels, 1 trash bag, Dust pan and broom, Hair cutting cape, Shears, Comb (bring extras), Duckbill clips, or large clips, Water bottle, Newspaper for sanitation